

# Impact of Extrafine Formulation Single-Inhaler Triple Therapy on Asthma Control and Treatment Adherence after Six Months of Treatment in Patients with Asthma - TriMaximize Study



T. Greulich<sup>1</sup>, V. Bogoevska<sup>2</sup>, D. Nachtigall<sup>2</sup>, R. Russell<sup>3</sup>, C. Suppli Ulrik<sup>4</sup>, W. Pohl<sup>5</sup>, V. Plaza<sup>6</sup>, A. Bourdin<sup>7</sup>, S. Baumeister<sup>2</sup>, C. Gessner<sup>8\*</sup>.

<sup>1</sup>PneumoPraxis Marburg, Marburg, <sup>2</sup>Chiesi GmbH, Hamburg, <sup>3</sup>King's College London, London, <sup>4</sup>Department of Respiratory Medicine, Copenhagen University Hospital Hvidovre, Hvidovre, <sup>5</sup>Karl Landsteiner Institute for Clinical and Experimental Pneumology, Clinic Hietzing, Vienna, <sup>6</sup>Hospital de la Santa Creu i Sant Pau, Barcelona, <sup>7</sup>Hôpital Arnaud de Villeneuve, University of Montpellier, Montpellier, <sup>8</sup>Specialized Practice for Pulmonary Medicine, Leipzig. \*Corresponding author: ch.gessner@pneumologie-leipzig.de

TRIMAXIMIZE

## BACKGROUND:

- The TriMaximize study observes patients who have switched to extrafine formulation single-inhaler triple therapy (eSITT) consisting of **beclomethasone dipropionate/formoterol fumarate/glycopyrronium (BDP/FF/G)** in a real-world setting over a period of one to three years.

## METHODS:

- This is a multinational, observational study that follows patients with asthma being prescribed eSITT. Patients were recruited at 125 sites across six countries (DE, UK, AT, DK, FR and ES). Here we present the data from the interim analysis after six months of observation.
- Asthma control was assessed by the Asthma Control Test (ACT)<sup>1</sup> and treatment adherence was evaluated using the Test of Adherence to Inhalers (TAI)<sup>2</sup>.

Table 1. Baseline characteristics of patients (n=1090).		
Age, mean years (±SD)		58 (15)
Sex, n (%)	Female	690 (63.3)
	Male	400 (36.7)
BMI (kg/m <sup>2</sup> ), mean (±SD)		29.3 (7.8)
Smoking status, n (%)	Former smoker	340 (31.2)
	Current smoker	202 (18.5)
Pack years, mean (±SD)	Former smoker	19.1 (15.5)
	Current smoker	24.9 (15.5)
Time since stopped smoking, years (±SD)		14.8 (12.5)
Time since diagnosis at baseline visit, years (±SD)		14.4 (14.1)
FEV <sub>1</sub> % predicted at baseline visit, mean (±SD)		67.08 (16.96)
Exacerbation rate in the past year, mean (±SD)		1.8 (1.7)
Asthma maintenance treatment before switch to eSITT, n (%)	ICS/LABA (fixed)	787 (72.2)
	ICS/LABA (open)	34 (3.1)
	ICS/LABA/LAMA (fixed)	17 (1.6)
	ICS/LABA/LAMA (open)	252 (23.1)
Classification according to GINA criteria, n (%)	GINA Step 4	878 (82.6)
	GINA Step 5	185 (17.4)

**References:**  
<sup>1</sup> Schatz M, et al., Asthma Control Test: reliability, validity, and responsiveness in patients not previously followed by asthma specialists. J Allergy Clin Immunol. 2006; 117: p. 549-556.  
<sup>2</sup> Plaza V, Fernández-Rodríguez C, Melero C, et al. Validation of the 'Test of the Adherence to Inhalers' (TAI) for Asthma and COPD Patients. J Aerosol Med Pulm Drug Deliv. 2016;29(2):142-152. doi: 10.1089/jamp.2015.1212  
The TriMaximize study was funded by Chiesi. TG, RR, CSU, WP, VP, AB and CG have received fees for conducting the study. VB, DN and SB are employees of Chiesi GmbH.

## RESULTS:

Figure 1. Total mean ACT score at baseline and month six, n=470.

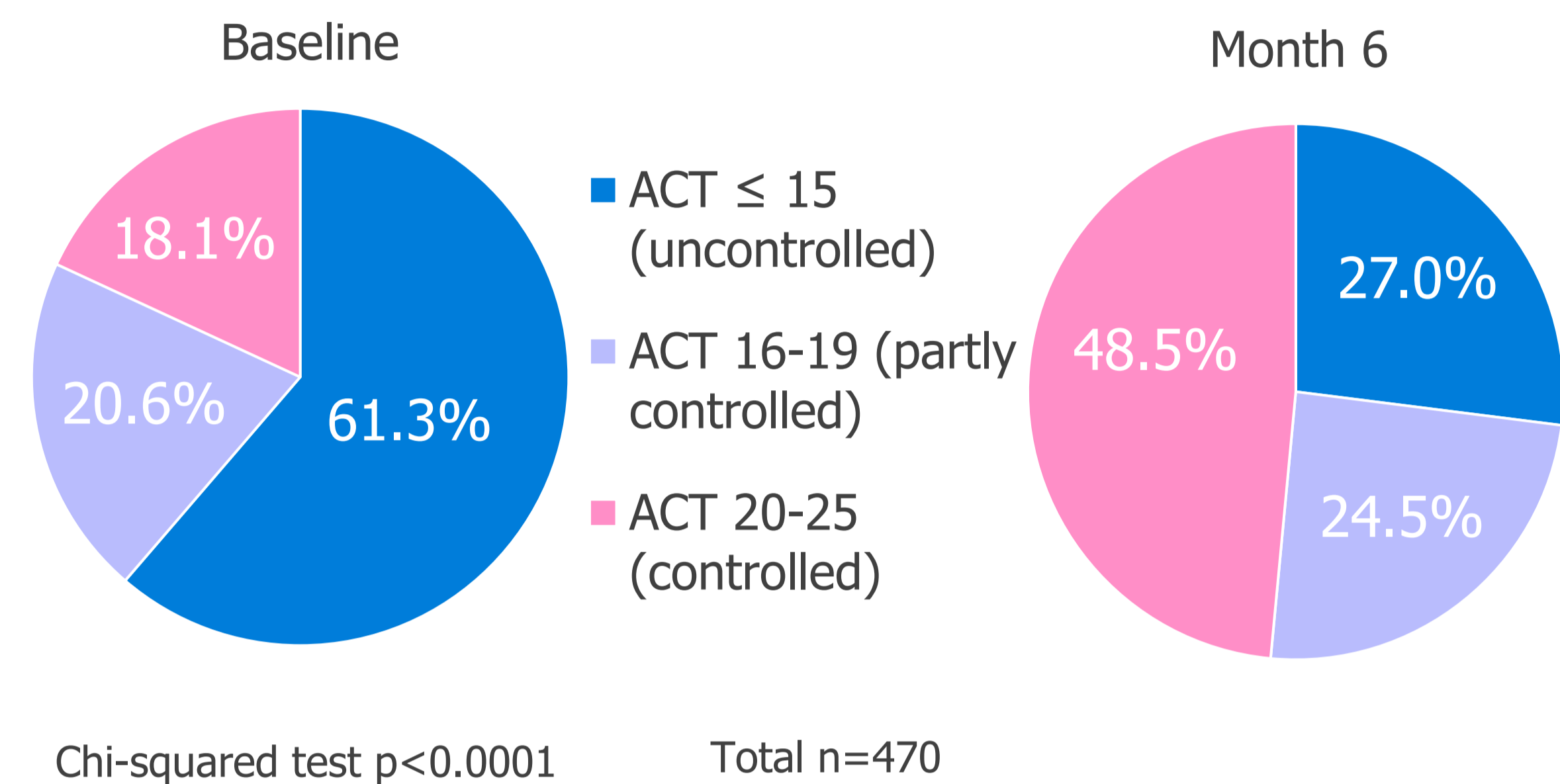
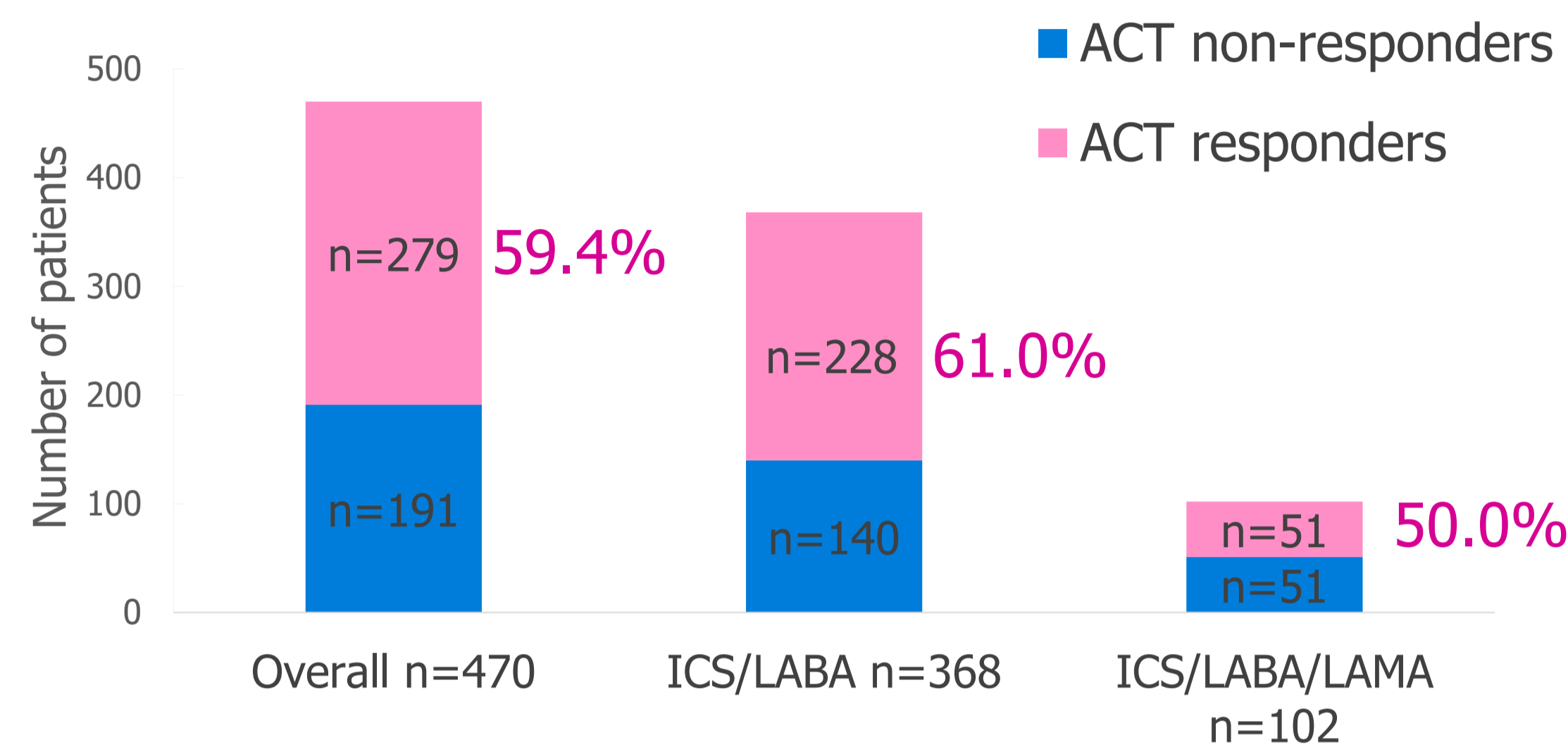


Table 2. Mean ACT score (±SD) and the change from baseline at month six, stratified by prior maintenance treatment.

Prior asthma maintenance treatment	ACT score at baseline	ACT score month 6	ΔACT score	Paired t-test
Overall population	14.7 (4.8) n=989	18.2 (4.6) n=513	3.8 (4.7) n=470	p<0.0001
ICS/LABA (open or fixed)	14.6 (4.7) n=749	18.3 (4.5) n=400	4.1 (4.7) n=368	p<0.0001
ICS/LABA/LAMA (open or fixed)	15.0 (5.0) n=240	17.9 (5.0) n=113	2.7 (4.4) n=102	p<0.0001

MCID for ACT score of 3 points was met or exceeded in the overall population and in the patients on prior ICS/LABA.

Figure 2. Proportion of patients with mean ΔACT score ≥ 3 points (ACT responder) at month six, stratified by prior maintenance treatment.



Overall, 59.4% of patients exceeded the MCID of 3 points for ACT and were classified as responders.

Figure 3. Change of adherence according to TAI-patient domain score from baseline to six months.

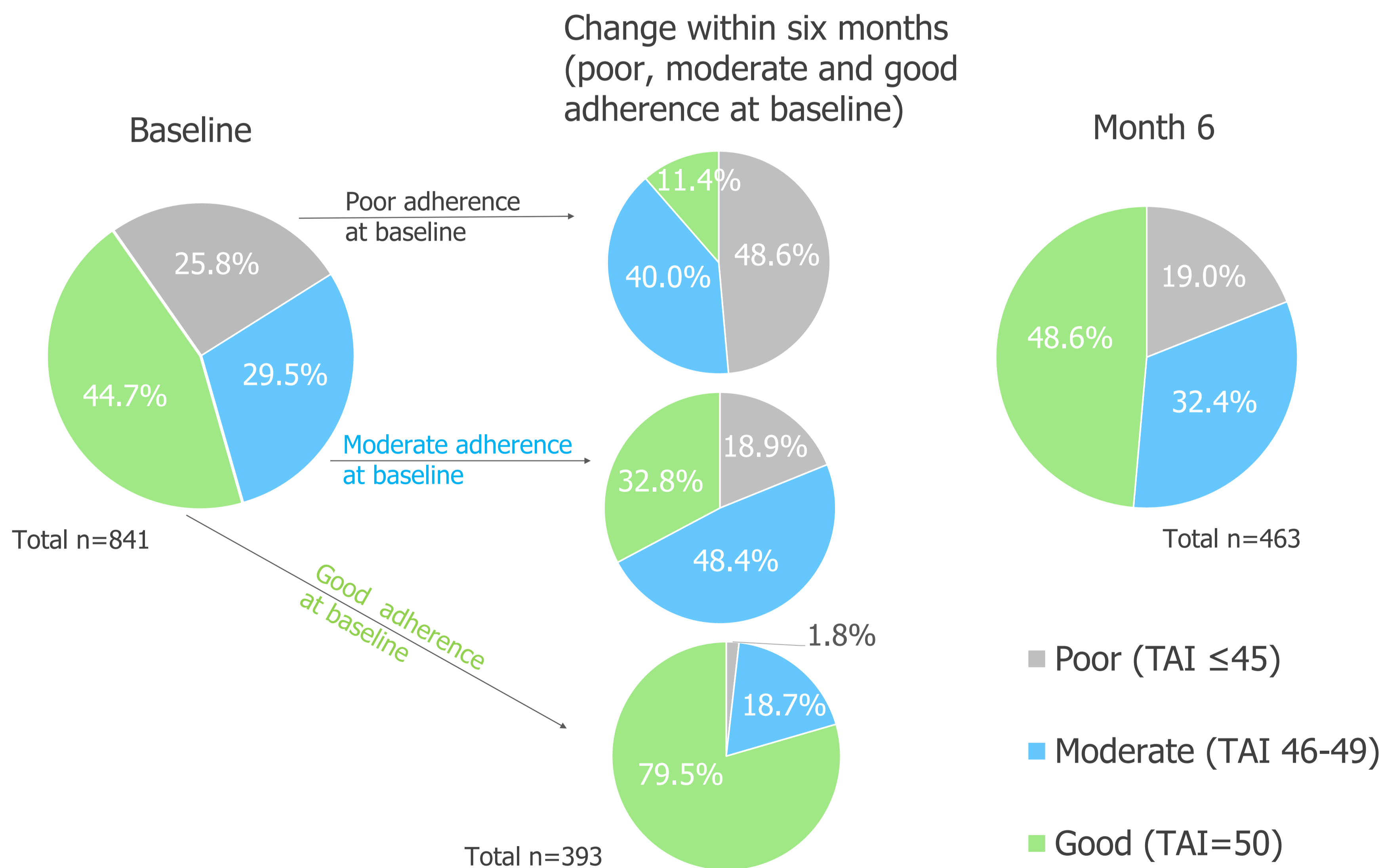
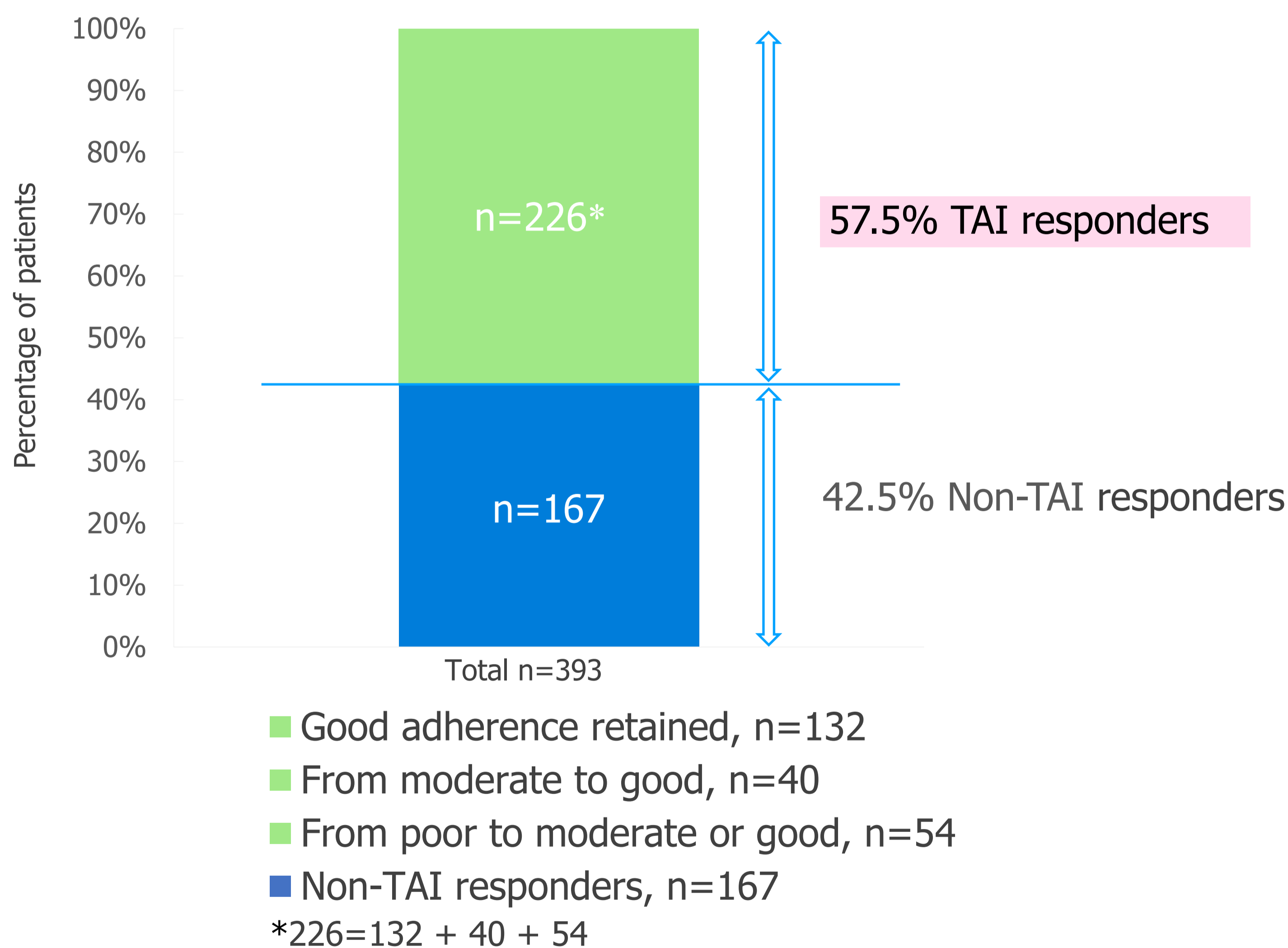


Figure 4. TAI responders according to change to a higher adherence category at month six.



Adherence 6 months after switch to eSITT	Adherence at baseline, n (%)		
	Poor	Moderate	Good
Poor (TAI ≤45)	51 (48.6)	23 (18.9)	3 (1.8)
Moderate (TAI 46-49)	42 (40.0)	59 (48.4)	31 (18.7)
Good (TAI=50)	12 (11.4)	40 (32.8)	132 (79.5)

Coloured in yellow: The patients who achieved the higher adherence category or maintained the good adherence at month six (TAI responders).

No change in TAI-health care professional domain was observed (the score at the baseline and after six months was 3.0, SD ±0.3).

## CONCLUSION:

Switching from dual as well as triple combinations significantly improves asthma control and adherence after six months of eSITT.

